

*M. Dewes*  
Friday, May 23rd, 1919.

# STAFFORDSHIRE.

In the Parishes of

Fulfen, St. Michael's, Lichfield, and Whittington.


2 miles from Lichfield.



## *Freehold Agricultural Estate*

*known as*

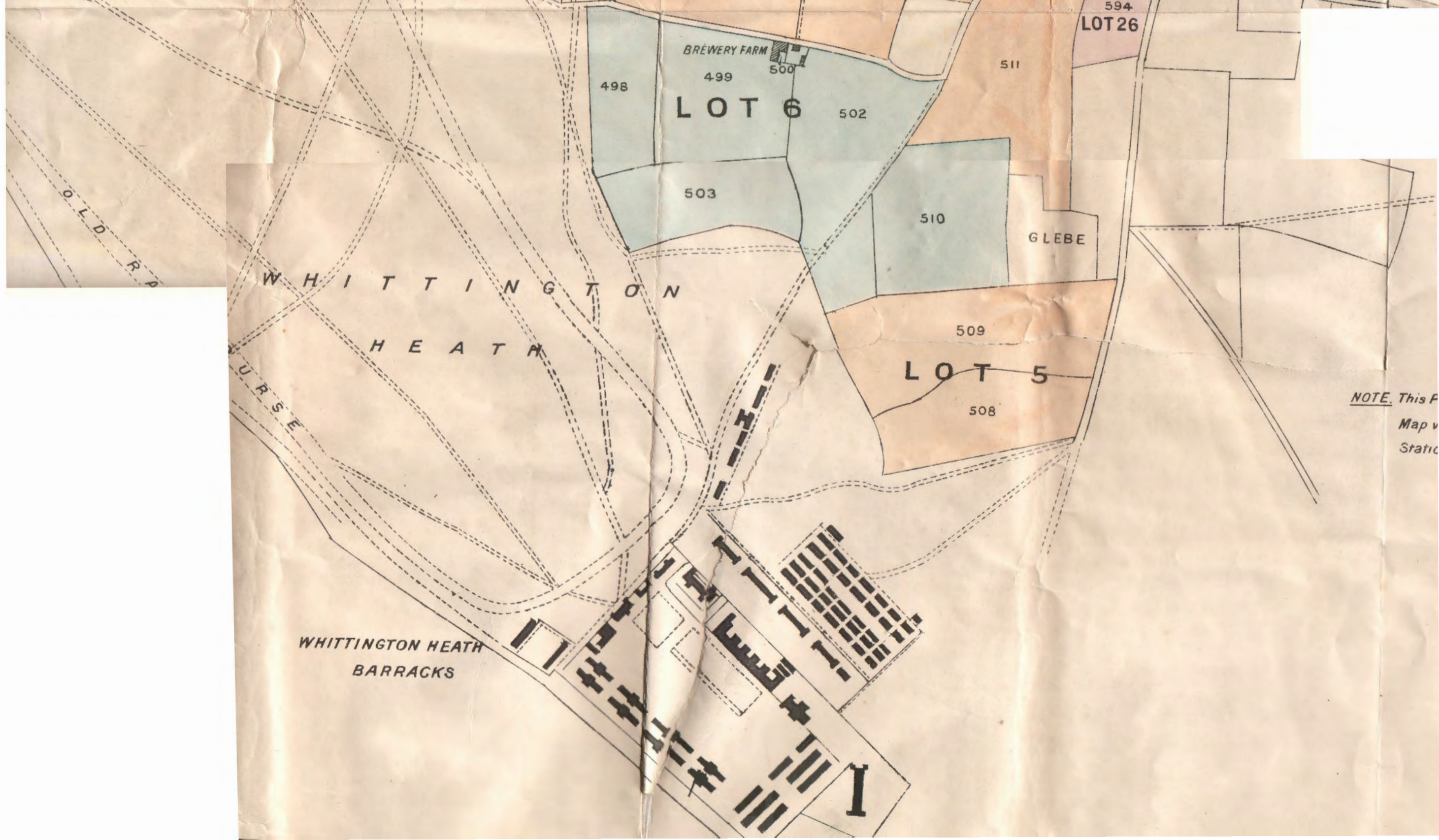
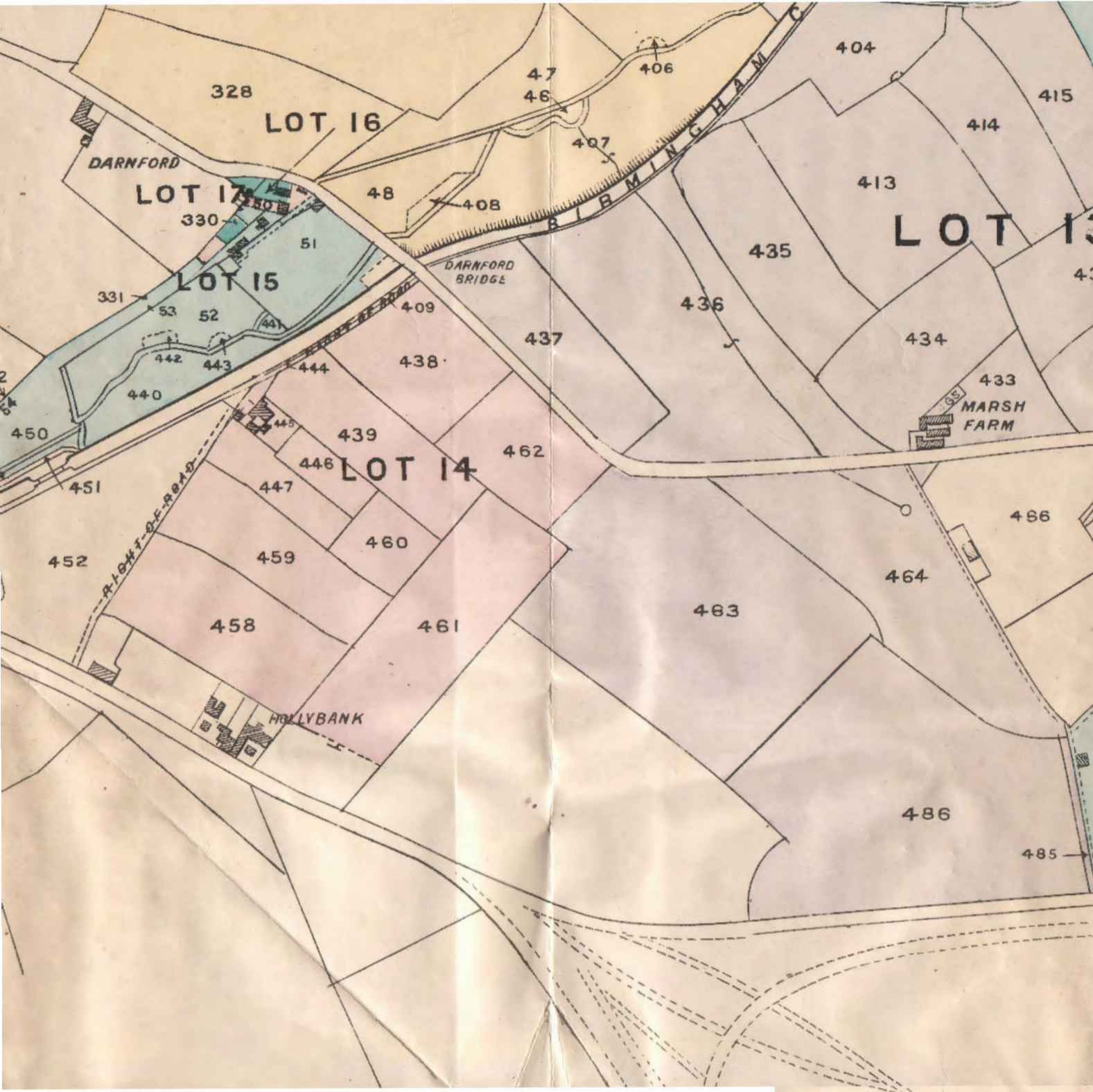
### *The Fulfen & Whittington Estate.*



Solicitors: Messrs. Marshall & Liddle, 62, North End, Croydon.

Land Agent: Mr. C. Coxon, Upfields, Tamworth.

Auctioneers: Winterton & Sons, Lichfield.



NOTE This Map is a Static Map

## Whittington and Fulfen Estate.

---

SUPPLEMENTARY STATEMENT OF TITHES payable to the Ecclesiastical Commissioners, the Vicar of Whittington, the Vicar of St. Mary's and the Vicar of Christ Church, in lieu of those stated in the Particulars.

---

LOT.	DESCRIPTION.	TITHES.		
		£	s.	d.
1	... Fulfen Farm ...	72	4	9
2	... Whittington Mill Farm ...	19	4	1
3	... Two Cottages and Garden, No. 25 ...	0	0	6
4	... Canal Cottage ...	0	1	2
5	... Church Farm ...	61	19	10
6	... Brewery Farm ...	12	16	0
7	... Whittington Court ...	0	12	9
8	... The Hawthorns ...	0	0	4
9	... Whittington Court Farm ...	4	5	10
10	... Rock Farm ...	3	1	11
11	... Land, Norington Lane ...	0	8	8
12	... Ellfield House ...	1	0	5
13	... Marsh Farm ...	22	15	0
14	... Darnford Marsh Farm ...	9	11	0
18	... Land opposite Ellfield House ...	1	8	4
19	... Land adjoining Ellfield House ...	7	10	9
20	... Cross Roads House and Land ...	1	2	0
21	... Land adjoining Cross Roads ...	1	8	0
22	... Three Fields of Land opposite Ellfield Lodge ...	3	8	9
24	... Land, Darnford Road ...	0	8	9
25	... Land, Barracks Road ...	1	4	2
26	... Land, Barracks Road ...	0	10	2
27	... Land, Darnford Road ...	2	16	5
28	... Land, Darnford Road ...	3	17	2
31	... Two Cottages opposite Church ...	0	0	6
32	... Two Cottages next "Hawthorns" ...	0	0	3
34	... Two Cottages next "Whittington Court" ...	0	0	6
35	... Four Cottages, "Deakins Row" ...	0	0	10
37	... Land and Buildings opposite Church ...	2	4	4

# SUMMARY OF LOTS.

---

LOT.	DESCRIPTION.	A.	R.	P.
1	... Fulfen Farm ... ..	257	1	31
2	... Whittington Mill Farm ... ..	82	2	8
3	... Two Cottages and Gardens, No. 25 ... ..			39
4	... Canal Cottage ... ..			22
5	... Church Farm ... ..	193	3	20
6	... Brewery Farm ... ..	40	1	30
7	... Whittington Court ... ..	3	1	6
8	... The Hawthorns ... ..		1	29
9	... Whittington Court Farm ... ..	14	2	26
10	... Rock Farm ... ..	13	1	2
11	... Land, Norington Lane ... ..	1	3	39
12	... Ellfield House ... ..	8	1	26
13	... Marsh Farm ... ..	101	1	20
14	... Darnford Marsh Farm ... ..	34	0	35
15	... Small Holding, Darnford ... ..	11	1	2
16	... 4 Cottages, fronting Road, Darnford ... ..		1	10
17	... Four Cottages adjoining Lot 16 ... ..		1	13
18	... Land opposite Ellfield Lodge ... ..	4	0	13
19	... Land adjoining Ellfield House ... ..	20	0	36
20	... Cross Roads House and Land ... ..	6	1	35
21	... Land adjoining Cross Roads ... ..	3	3	7
22	... 3 Fields of Arable opposite Ellfield Lodge ... ..	9	3	28
23	... Cottage and Garden, Darnford Road ... ..		1	9
24	... Land, Darnford Road ... ..	1	0	37
25	... Land, Barracks Road ... ..	2	3	19
26	... Ditto ditto ... ..	2	3	38
27	... Land, Darnford Road ... ..	7	1	4
28	... Ditto ditto ... ..	8	3	26
29	... Railway Cottages ... ..		1	23
30	... Police Station and Gardens ... ..		1	20
31	... Two Cottages opposite Church ... ..			35
32	... Two Cottages next "Hawthorns" ... ..		2	0
33	... Building Land ditto ... ..		1	17
34	... Two Cottages next Whittington Court ... ..			28
35	... Four Cottages, Deakin's Row ... ..		1	26
36	... Two Cottages, Blacksmith's Lane ... ..			39
37	... Land and Buildings opposite Church ... ..	7	2	34

# Particulars.

---

## Lot 1.

### The Excellent Corn, Potato & Stock Farm,

KNOWN AS

### FULFEN FARM,

situate in the Parishes of Fulfen and St. Michael's, Lichfield, on the Huddlesford Road, half a mile from Lichfield Trent Valley Station and one mile from the City of Lichfield, with SUBSTANTIALLY BUILT RESIDENCE, FARM BUILDINGS and Closes of Arable and Pasture Land, the whole containing an area of about

**257a. 1r. 31p.**

Nos. 47 and 332, 5·289a., are in hand, the remainder is let to Mr. W. J. Baskerville, with other land, at an apportioned annual rental of £380 5s. od.

THE HOUSE contains:—Entrance Porch, Hall, Drawing Room, Dining Room, Kitchen, Back Kitchen, Scullery, Larder and Dairy, Cellar, Back Stairs, Landing, 5 Bedrooms and Box Room, Bathroom with hot and Cold Water, W.C.

YARD with Sink, etc., and large Productive GARDEN.

The S.S. Water is laid on.

THE BUILDINGS comprise:—Three Cowsheds for 12, 7 and 8 Cows, Four Pigstyes, Loose Box, Cowshed for 3, Boiling House and Store with Loft over, Stables for 7 with Loft over, Mixing, Grinding, Turnip and Engine Sheds with Loft over, Rick-yard with Dutch Barn, about 60ft. by 72ft., Cart Shed, Shed for Beast, Large Barn, Implement Shed, Two Fold Yards with open Sheds (the Water is laid on to these two Yards), Loose Box, Trap House, Blacksmith's Shop and Poultry House. In Field Nos. 35 and 30 there is a Shed with open Yards.

The following is a SCHEDULE of the Lands:—

No. ON PLAN.	DESCRIPTION.	CULTIVATION.	AREA.
39	...	Arable	12·903
48	...	Turf	1·865
408	...	Ditto	·127
407	...	Ditto	7·363
46	...	Ditto	·218
47	...	Ditto	3·961
406	...	Ditto	·052
42	...	Ditto	6·778
36	...	Ditto	2·797
37	...	Ditto	10·506
35	...	Ditto	3·091
30	...	Ditto	4·701
29	...	Ditto	3·165
38	... House and Buildings	...	1·446
15	...	Arable	14·176
14	... Lane	...	·593
13	...	Arable	16·703
40	...	Ditto	12·654
41	...	Ditto	17·576
328	...	Ditto	7·742
12	...	Turf	22·060
11	...	Arable	21·780
8	...	Ditto	9·515
345	...	Ditto	3·764
1	...	Ditto	13·837

NO. ON PLAN.	DESCRIPTION.	CULTIVATION.	AREA.
137	...	Arable	7.068
2	...	Ditto	7.408
3	...	Meadow	7.264
5	...	Ditto	3.015
9	...	Arable	.328
6	...	Ditto	7.996
331	...	...	.633
333	...	Arable	7.957
334	...	Ditto	11.049
366	...	Ditto	.068
4	...	Woods	3.103
7	...	Ditto	1.514
332	...	Ditto	.672
			A. 257.448

## SUMMARY.

Woods	...	5.289
Arable	...	173.157
Pasture	...	76.963
House, Buildings and Garden	...	1.446
Lane	...	.593
Total	...	A. 257.448

Land Tax, £5 13s. 8d.

Tithe Apportionment, £73 16s. 1d.

The Timber is valued at £519 6s. 0d.

**Lot 2.****The Capital Stock Farm,**

KNOWN AS

**Whittington Mill Farm,**

situated midway between Lichfield and Whittington, and about one mile from Lichfield Trent Valley Station, with WELL BUILT RESIDENCE, FARM BUILDINGS and Closes of Arable and Pasture Land, well watered by a running stream, the whole containing an area of about

**82a. 2r. 8p.**

70a. 2r. 12p. are let to Mr. J. W. Ortevell at an annual rental of £140 os. 0d.

Field No. 18 on plan (11a. 3r. 36p.) is let to Mr. W. J. Baskerville, with other Lands, at an apportioned rent of £15 per annum.

Total rental of this Lot, £155 os. 0d.

THE HOUSE contains:—Hall, Dining Room, Drawing Room, Kitchen, Scullery, Dairy, 4 Bedrooms and 2 Attics.

Coal Place, etc., and Garden.

THE BUILDINGS comprise:—Shed, Trap House, Mixing Place, Boiling House with Loft over whole, 2 Pigstyes, Foldyard with Shed, 3-stall Stable, Loose Box and open Shed, Cowshed for 6 with Hay Store, Rickyard, Cart Shed and Foldyard with open Shed.

There is a Turbine, worked by the stream, for running a stone mill, the other machinery is the property of the Tenant.

The Water Supply is from a Well.

The following is a SCHEDULE of the Lands:—

NO. ON PLAN.	DESCRIPTION.	CULTIVATION.	AREA.
18	...	Arable	11·975
24	...	Ditto	3·363
23	...	Turf	2·581
368	...	Ditto	1·239
367	...	Arable	3·305
364	...	Ditto	5·408
370	...	Turf	3·949
359	...	Ditto	2·420
390	...	Arable	9·619
399	...	Turf	7·034
416	...	Ditto	8·168
417	...	Arable	3·961
394	...	Turf	6·526
Pt. 22	...	Ditto	·063
392	House and Buildings		1·234
393	Mill Pond		·514
418	...	Arable	10·912
21	...	Turf	·004
Pt. 369	Watery Lane		·170
Pt. 397	...	Turf	·107
			<u>A. 82·552</u>

#### SUMMARY.

Arable	48·543
Pasture	32·091
House, Buildings and Orchard	1·234
Pond	·514
Lane	·170
<u>A. 82·552</u>	

There is a right of way over Field No. 23 for Lot 4.

Land Tax, 4d. in the £. Tithe Apportionment, £22 8s. 8d.

The Timber is valued at £25 os. od.

### Lot 3.

## Two Cottages and Gardens

in Capper's Lane, being No. 25 on the Plan, and having an area of 39 perches or thereabouts, now let to Mr. W. J. Baskerville, with other Lands, at an apportioned rental of £8 per annum.

Each Cottage contains Living Room, Scullery, 2 Bedrooms, Washhouse, Coal Place, Privy and Pigsty, with capital Gardens.

The Water Supply is from a Well.

The Cottages are well situated and built of bricks and tiles.

### Lot 4.

## A Cottage and Garden.

called "Canal Cottage," being Pt. No. 397 on Plan, having an area of about 22 perches, let to Mr. W. Rawlins at a weekly rent amounting to £8 13s. 4d. per annum.

THE COTTAGE contains Kitchen, Scullery, Pantry and 3 Bedrooms, Washhouse, Pigsty and Large Garden.

The Owner pays 10/- a year to the Birmingham Canal Navigations for a right of way over the footbridge.

This Lot has a right of way over Field No. 23 on Plan, part of Lot 2.

Tithe Apportionment, 1/4.

**Lot 5.****The Attractive Corn and Stock Farm,**

KNOWN AS

**THE CHURCH FARM,**

situated in the Village of Whittington, with a substantially built and convenient RESIDENCE and FARM BUILDINGS, having an area of about

**193a. 3r. 20p.**

let to Mr. E. W. Pearce, with other Lands, at an apportioned rental of £291 os. od. per annum.

THE HOUSE contains:—Hall, Dining Room, Drawing Room, Office, Lavatory and W.C., Kitchen with H. & C. Water over Sink, Larder, Two back Entrances with Porches, Back Staircase, Washhouse, Dairy, Coals, Servants' W.C., etc.

ON THE FIRST FLOOR 4 Bedrooms, Bathroom and Lavatory, W.C. and 3 Attics.

THE FARM BUILDINGS comprise:—Store, Harness Room, Trap House, Cooling Shed, Loose Box, Two Cowsheds for 12 each, Mixing House, Store and Turnip Shed, Covered-in Foldyard, Cowshed for 6, 3 Pigstyes and Boiling House with Water laid on, Large Barn, Granary and Store, Loose Box and Bull Pen with Loft over, Stable for 9 Horses, Hay Bay and Harness Room, 2-stall Stable, Large Rickyard with 2 Twelve-bay Hay Barns and covered Cartway between, Covered Yard for Sheep adjoining, Shepherd's Hut and Privy. In Field, an Open Shed. On the other side of road, 2 Store Sheds and Large Implement and Cart Shed.

There is a good productive Garden and Orchard.

The S.S. Water is laid on.

The following is a SCHEDULE of the Lands:—

NO. ON PLAN.	DESCRIPTION.	CULTIVATION.	AREA.
423	...	Arable	12.362
308	...	Ditto	13.302
385	...	Turf	1.883
309	...	Arable	8.657
306	...	Turf	12.470
310	...	Ditto	7.775
255	...	Ditto	6.347
277	...	Ditto	9.092
279	...	Ditto	.497
483	...	Arable	10.463
517	... House and Buildings	...	2.610
480	...	Turf	9.829
516	...	Ditto	11.791
494	...	Arable	8.715
495	...	Ditto	12.850
515	...	Ditto	14.887
514	...	Ditto	5.860
513	...	Ditto	5.633
511	...	Ditto	13.255
509	...	Ditto	12.987
508	...	Ditto	7.386
519	...	Turf	.980
481	...	Ditto	4.243
Pt. 518	... Buildings	...	.003

A. 193.877

## SUMMARY.

Arable	126.357
Pasture	64.907
House, Buildings, Garden and Orchard	2.613

A. 193.877

Land Tax, 4d. in the £.

Tithe Apportionment, £51 8s. 5d.

A charge of £7 12s. od. per annum is payable to the Vicar and Churchwardens of Whittington on Pt. Field No. 277.

**Lot 6.****The Compact Small Holding,**

KNOWN AS

**THE BREWERY FARM,**

situated on the North East side of Whittington Heath, and approached from Whittington Heath and Packington Road, with the House and Farm Buildings, the whole having an area of about

**40a. 1r. 30p.**

at present let to Mr. E. W. Pearce, with other Lands, at an apportioned rental of £50 per annum.

THE HOUSE contains:—Living Room, Scullery, Larder and 3 Bedrooms, Wash-house, Coals, etc.

Good Garden.

The Water Supply is from a Well.

THE FARM BUILDINGS comprise:—Large Barn, 2-stall Stable, 2 Pigstyes, Fold-yard and Shelter, Cowshed for 2, Store, Implement Shed, Open Shed and Rickyard.

The following is a SCHEDULE of the Lands:—

No. ON PLAN.	CULTIVATION.	AREA.
498	Arable	5·349
500	House and Buildings	·226
499	Turf	8·322
502	Arable	11·306
503	Ditto	6·395
510	Ditto	8·843
		<u>A. 40·441</u>

## SUMMARY.

Arable	31·893
Pasture	8·322
House, Buildings and Garden	226
	<u>A. 40·441</u>

Land Tax, 4d. in the £.

Tithe Apportionment, £10 19s. 1d.

**Lot 7.****The Attractive Residence,**

KNOWN AS

**WHITTINGTON COURT,**

adjoining Whittington Church, with excellent Pleasure Grounds and Vegetable Gardens, Tennis Lawn and Stabling, with Grass Field No. 552 on Plan, the whole containing an area of about

**3a. 1r. 6p.**

THE HOUSE, which is modern and well built, is conveniently arranged and contains:—

On the GROUND FLOOR—Entrance Porch, Hall with Fireplace, Panelled Staircase, Study 15ft. 6in. by 16ft., Dining Room with panelled Dado 15ft. 6in. by 23ft. 6in., Drawing Room with Bay 18ft. by 18ft., Cellars, Kitchen with Cupboards and Dresser, Scullery with Soft Water Pump, China Pantry, Larder, Servants' W.C., Back Staircase and Entrance to Yard.

On FIRST FLOOR—Landing, Nursery or Billiard Room, 3 Bedrooms and Dressing Room, Back Landing, 2 Bedrooms, Bathroom with Lavatory Basin, Hot Linen Cupboard and W.C.

OUTSIDE—Paved Yard, various Store Sheds and W.C., Stable Yard, Loose Box, Coachhouse, 2-stall Stable and Harness Room with Loft over whole, etc.

The S.S. Water is laid on.

Let to Major Giffard on a 7 years' Lease from March 25th, 1919, with the option to terminate at 3 or 5 years by the Tenant, at an annual rent of £90.

Land Tax, 4d. in the £. Tithe Apportionment, 13/3.

### **Lot 8.**

## **A Very Desirable Residence**

KNOWN AS

### **"THE HAWTHORNS,"**

situated in Whittington Village and opposite to Lot 7, with Garden, Stabling, etc., Pt. No. 300 on Plan, the whole having an area of about 1r. 29p., let to Captain Wright on a yearly tenancy, subject to three months' notice, at a low annual rental of £60.

THE HOUSE contains:—

On the GROUND FLOOR—Entrance Porch, Hall and Staircase, Study with Bay Window, Dining Room, Drawing Room with Bay, Larder, Kitchen & Scullery.

On the FIRST FLOOR—7 Bedrooms, Bathroom and Lavatory, W.C., 2 Attics and Box Room.

OUTSIDE—Servants' W.C., Coal Place, etc., Trap House, 2-stall stable with Loft over, 2 small Store Pens, 2 Loose Boxes and Large Implement Shed.

The S.S. Water is laid on.

"The Hawthorns" forms a very desirable Country Residence in the centre of the South Staffordshire Hunts and within easy reach of the Atherstone and Meynell Packs.

There is a right of road from the street over Lot 37 to the back of this property.

Tithe Apportionment, 1/3. Land Tax, 4d. in the £.

**Lot 9.****A Desirable Small Holding,**

CALLED THE

**"WHITTINGTON COURT FARM,"**

situated in Whittington Village and close to Lot 7, with well-built House, Buildings and Four Fields of Arable and Pasture Land, the whole containing an area of about

**14a. 2r. 26p.,**

let to Mr. E. Badrick at an apportioned rent of £42 per annum.

The Two Gardens, Pt. No. 300, are let to the County Police and Mr. Topliss at apportioned rents amounting to £1 os. od. per annum.

THE HOUSE contains:—Hall, Kitchen, Sitting Room, Scullery, Larder and Dairy and 3 Bedrooms, Coal Place and good Garden.

The S.S. Water is laid on.

THE BUILDINGS comprise:—Mixing House and Store with Loft over, Cowshed for 5, Open Shed with Manger, Open Shed with Loft over, and Rickyard. Adjoining the road, 2-stall Stable and Loose Box, Implement and Cart Shed.

The following is a SCHEDULE of the Lands:—

NO. ON PLAN.	DESCRIPTION.	CULTIVATION.	AREA.
Pt. 554	...	Turf	2·842
557	...	Ditto	2·095
556	...	Arable	3·628
553	...	Ditto	5·256
Pt. 300	House and Buildings	...	·458
Pt. 300	Gardens	...	·194
			A. 14·473

## SUMMARY.

Arable	...	8·884
Pasture	...	4·937
House, Gardens and Buildings	...	·652
		A. 14·473

Land Tax, 4d. in the £. Tithe Apportionment, £3 18s. od.

**Lot 10.****A Small Holding,**

CALLED

**"THE ROCK FARM,"**

situated in Whittington Village, close to the Green, with House, Garden and Buildings and Four Fields of Pasture and Arable Land, the whole containing an area of about

**13a. 1r. 2p.,**

let to Mr. W. Allsopp at an apportioned rental of £36 per annum.

THE HOUSE contains Kitchen, Sitting Room, Larder, Dairy and 3 Bedrooms.

THE BUILDINGS comprise Stable for 2, Cart Shed with Loft and Granary over, Cowshed for 8, Mixing House, 3 Pigstyes and good Rickyard.

The following is a SCHEDULE of the Lands:—

NO. ON PLAN.	CULTIVATION.	AREA.
275 ...	Arable ... ..	2·480
234 ...	Turf ... ..	3·695
252 ...	Ditto ... ..	2·933
251 ...	Ditto ... ..	3·538
Pt. 300 ...	House and Buildings ... ..	·619
		A. 13·265

SUMMARY.

Arable ... ..	2·480
Pasture ... ..	10·166
House, Garden, Buildings, etc. ...	·619
A. 13·265	

Land Tax, 4d. in the £.      Tithe Apportionment, £2 13s. 10d.

**Lot 11.**

**A Field of Grass Land,**

situated in Norington Lane and lying between the L. & N. W. Railway and the Canal, No. 263 on Plan, containing an area of about

**1a.    3r.    39p.,**

let to Mr. W. Allsopp at an apportioned rent of £4 per annum.

Tithe Apportionment, 8/2.

**Lot 12.**

**An Excellent Residence,**

KNOWN AS

**"ELLFIELD HOUSE,"**

situated on the main road from Lichfield to Whittington and about half a mile from Whittington Village, together with THE LODGE, Buildings and Land, the whole containing an area of about

**8a.    1r.    26p.,**

let to Lt.-Colonel Yool, and the Lodge, with 2a. 1r. 24p., to Mr. Ricketts, on annual tenancies at rentals amounting to £81 os. 0d. per annum.

THE HOUSE, which is approached by a long Carriage Drive, contains Entrance Hall, Smoke Room, Dining Room with Marble Chimney Piece, Drawing Room 27ft. 6in. by 15ft., ditto, China Pantry, Back Stairs, Kitchen, Larder and Cellars.

On the FIRST FLOOR—4 Bedrooms and Dressing Room, Bathroom with Lavatory Basin, W.C., 2 Attics and Box Room.

OUTSIDE—Washhouse with room over, Ashplace and Tool Shed, Long Lean-to Shed, 2 Loose Boxes, Harness Room, Coachhouse, Fowl House and Workshop.

There is a CAPITAL PRODUCTIVE GARDEN with Tennis Court, etc.

THE LODGE contains Kitchen, Scullery, 3 Sitting Rooms, Larder, 2 Bedrooms, Outside Coalplace and W.C.

THE LAND has mostly been planted as a Fruit Farm with young, clean, Apple and other Fruit Trees which are now in full bearing.

The House, which stands on an eminence, commands an excellent view in all directions and the Lot forms a very desirable and attractive Country Residence.

Land Tax, 4d. in the £.      Tithe Apportionment, £1 1s. 6d.

**Lot 13.****The Marsh Farm.****A Desirable Corn Farm, with Excellent Pastures,**

situated on the Darnford Road, about one mile from Whittington and  $1\frac{1}{2}$  miles from Lichfield, with substantial built RESIDENCE, Buildings and Closes of Arable and Pasture Land, the whole containing an area of about

**101a. 1r. 20p.,**

let to Mr. W. Rust at an annual rental of £180 os. od.

THE HOUSE contains:—Entrance Porch, 2 Sitting Rooms, Kitchen, Scullery, Dairy and Washhouse, 4 Bedrooms, 2 Attics, Coalhouse, etc.

THE FARM BUILDINGS comprise:—4-stall Stable, Harness Room, 2 Foldyards with shelters and mangers, Loose Box, Cowshed for 2, Store Place, 2 Cart or Implement Sheds and Cowshed for 2 adjoining, 2 Pigstyes, Barn and Mixing House, Stable for 3 with Loft over whole, good Rickyard with Dutch Barns 46ft. by 23ft., all in good repair.

The Water Supply is from a Well.

The following is a SCHEDULE of the Lands:—

NO. ON PLAN.	DESCRIPTION.	CULTIVATION.	AREA.
414	...	Arable	4'444
413	...	Ditto	8'648
435	...	Ditto	5'766
436	...	Ditto	9'675
437	...	Ditto	4'170
434	...	Ditto	5'217
431	...	Ditto	6'997
463	...	Ditto	16'122
486	...	Ditto	15'511
464	...	Turf	9'655
433	...	Ditto	1'879
432	...	Ditto	5'283
415	...	Ditto	4'025
404	...	Ditto	3'330
465	House and Buildings	...	'337
485	Lane	...	'288
Pt. 466	...	...	'030
			A. 101'377

## SUMMARY.

Arable	...	76'550
Pasture	...	24'172
House and Buildings	...	'337
Garden	...	'030
Lane	...	'288

A. 101'377

Land Tax, 4d. in the £. Tithe Apportionment, £25 3s. 2d.

The Timber is valued at £96 15s. od.

**Lot 14.****A Small Compact Farm,**

KNOWN AS

**Darnford Marsh Farm,**

situated close to Darnford Canal Bridge, with House, Farm Buildings and Closes of Arable and Pasture Lands, the whole containing an area of about

**34a. Or. 35p.,**

let to Mr. W. Riley at an apportioned rent of £64 per annum.

THE HOUSE contains:—Kitchen, Sitting Room, Scullery, Washhouse and Larder, Coal Place, etc., and 3 Bedrooms.

THE FARM BUILDINGS comprise:—Cowshed for 6, Store, Loose Box, 2-stall Stable with Loft over, 3-stall Stable and Loose Box, Store Shed and Boiler, 3 Pigstyes, Implement Shed, Galvanized Iron Cart Shed, all in good repair.

The S.S. Water is laid on.

The following is a SCHEDULE of the Lands:—

NO. ON PLAN.	DESCRIPTION.	AREA.
445 ...	House and Buildings ... ..	·444
439 ...	Turf ... ..	3·413
438 ...	Arable ... ..	4·177
462 ...	Ditto ... ..	3·528
444 ...	Road ... ..	·114
460 ...	Turf ... ..	1·625
447 ...	Ditto ... ..	1·629
459 ...	Arable ... ..	4·502
446 ...	Ditto ... ..	1·117
409 ...	Road ... ..	·161
Pt. 461 ...	Arable ... ..	7·671
458 ...	Ditto ... ..	5·839
		A. 34·220

## SUMMARY.

Arable ... ..	26·834
Pasture ... ..	6·667
House and Buildings ... ..	·444
Road ... ..	·275
A. 34·220	

Land Tax, 4d. in the £.      Tithe Apportionment, £11 2s. 3d.

**Lot 15.****A Small Holding**

at Darnford, situated on the road from Lichfield to Whittington, with House, Farm Buildings, Cottage adjoining and Closes of Pasture Land, the whole containing an area of about

**11a. 1r. 2p.,**

let to Mrs. Lees at an annual rental of ... .. £24 0 0  
 The Cottage let to Mr. Harsent on a weekly tenancy amounting to ... .. £8 13 4  
£32 13 4

THE HOUSE contains:—Kitchen, Scullery and Washhouse, 2 Sitting Rooms, 4 Bedrooms and 2 Attics, Coal Place, etc.

THE BUILDINGS comprise:—Cowshed for 5 and enclosed Yard, Foldyard and Shelter, 3-stall Stable with Loft over, 2 Pigstyes and Boiler and a Cart and Implement Shed adjoining road.

There is a Capital Garden.

THE COTTAGE contains:—Living Room, Sitting Room, Scullery and Pantry, 2 Bedrooms, Coal Place, Washhouse, etc.

There is a good Garden.

The Water Supply is from a Well.

The following is a SCHEDULE of the Lands:—

No. ON PLAN.	DESCRIPTION.	AREA.
450 ...	Turf ... ..	1'409
774 ...	Ditto ... ..	'032
773 ...	Ditto ... ..	'025
772 ...	Ditto ... ..	'005
54 ...	Ditto ... ..	'571
53 ...	Ditto ... ..	'371
331 ...	Ditto ... ..	'199
52 ...	Ditto ... ..	3'028
Pt. 440 ...	Ditto ... ..	2'173
442 ...	Ditto ... ..	'109
443 ...	Ditto ... ..	'044
441 ...	Ditto ... ..	'193
51 ...	Ditto ... ..	2'461
Pt. 50 } ...	House and Garden (Harsent) }	'473
Pt. 330 } ...	Ditto ditto (Lees) }	
Pt. 58 } ...	... ..	'173
Pt. 451 } ...	... ..	
		A. 11'266

There is a right of road over this Lot reserved to Lots 16 and 17 for access to Gardens and over the cartway at front.

Land Tax, 4d. in the £.

### Lot 16.

## Four Cottages and Gardens

at Darnford, Pt. 50 and Pt. 330 on Plan, and containing an area of about 11. 10p., let to Messrs. Smith, Williams, Rock and Brough at weekly rentals amounting to £29 9s. 4d. per annum.

EACH COTTAGE contains Living Room, Scullery, Larder, 2 Bedrooms, Washhouse, Coalplace.

There is a Garden to each House.

The Water Supply is from a Well.

There is a right of road reserved for Lot 17 over this Lot for access to the Well.

### Lot 17.

## Four Cottages and Gardens

at Darnford, Pt. 50 and Pt. 330 on Plan and adjoining Lot 1, containing an area of about 11. 13p., let to Messrs. Rushton, Rosenberg, Pratt and Moore, at weekly rentals amounting to £24 3s. per annum.

EACH COTTAGE contains Living Room, Scullery, Larder, 2 Bedrooms, Coalplace, etc.

There is a Garden to each House.

The Water Supply is from a Well.

There is a right of road reserved for Lot 16 over this Lot for access to Gardens.

**Lot 18.****A Field of Arable Land,**

opposite Ellfield House, being No. 490 on Plan, containing an area of

**4a. Or. 13p.,**

let to Mr. W. Riley at an apportioned rental of £8 per annum.

This Field forms a Valuable Building Site.

Tithe Apportionment, £1 9s. od.

**Lot 19.****A Field of Arable Land,**

with Building thereon, adjoining Ellfield House, having a frontage of about 500 yards to Whittington Heath and the Main Road, with an area of

**20a. Or. 36p.,**

or thereabouts.

THE BUILDING contains:—2-stall Stable and Harness Room with Loft over whole.

Let to Mr. E. W. Pearce at an annual rental of £30 per annum.

This Lot forms a Capital Building Site.

Land Tax, 4d. in the £. Tithe Apportionment, £5 16s. 4d.

**Lot 20.****A Very Attractive Country Residence**

KNOWN AS

**“CROSS ROADS,”**

situated on the outskirts of Whittington Village, on the road to Huddlesford, with Garden, Orchard and Four Fields of Pasture Land.

THE HOUSE contains:—Entrance Porch, Lounge Hall with tiled Grate, Dining Room with 2 Bay Windows, Drawing Room with Bay, Kitchen, Scullery, China Pantry, Larder, Cellar and Back Stairs, Landing, 4 Bedrooms, Bathroom with Lavatory Basin and W.C.

OUTSIDE—Paved Yard enclosed by Store, 3 Loose Boxes, Coachhouse with Loft over, Harness Room with Room over, Servants' W.C., Coals, etc.

There is a Carriage Drive at the back of the House.

Field No. 304 has an open Shed with thatched roof on same.

The whole forms a very compact Country Residence.

**SCHEDULE.**

No. ON PLAN.	DESCRIPTION.	AREA.
303 ...	House, Garden, Orchard, etc. ...	·889
304 ...	Pasture ... ..	·599
305 ...	Ditto ... ..	·875
280 ...	Ditto ... ..	4·107
		A. 6·470

No. 303, the House, Garden and Orchard are in hand. The remainder is let to Mr. E. W. Pearce, with other Lands, at an apportioned rental of £13 os. od.

Possession of the House and Garden can be given on completion.

Field No. 305 is Copyhold.

Tithe Apportionment, £1 1s. 6d.

**Lot 21.****A Field of Turf Land**

No. 307 on Plan, adjoining the Cross Roads Land, on the Huddlesford Road, having an area of about

**3a 3r. 7p.,**

or thereabouts.

Let to Mr. E. W. Pearce at an apportioned rental of £6 per annum.

Tithe Apportionment, £1 8s. od.

**Lot 22.****Three Fields of Arable Land**

situated on the main road from Whittington to Lichfield and opposite Ellfield House, being Nos. 491, 492, 496 on Plan, containing an area of about

**9a. 3r. 28p.,**

let to Mr. E. Badrick at an apportioned rental of £20 per annum.

Fields Nos. 491 and 492 face the main road and form a Capital Building Site.

Tithe Apportionment, £2 11s. 11d. Land Tax, 4d. in the £.

**Lot 23.****A Cottage and Garden**

situated close to Whittington, on the Darnford Road, No. 475 on Plan, and having an area of about 1r. 9p., let to Mr. E. W. Pearce at a weekly rental amounting to £10 3s. 8d.

THE COTTAGE contains Entrance Porch, Kitchen, Living Room, Scullery and Larder, Two Bedrooms, Coal Place, Pigstye, etc., and large Garden.

**Lot 24.****A Field of Turf Land**

adjoining Lot 23, on the Darnford Road, being No. 476 on the Plan and containing an area of about

**1a. 0r. 37p.,**

let to Mr. E. W. Pearce at an apportioned rental of £1 10s. od. per annum.

Tithe Apportionment, 8/8.

**Lot 25.****A Field of Pasture Land**

situated on the Barracks Road, about a quarter of a mile out of Whittington Village, being No. 591 on Plan and containing

**2a. 3r. 19p.,**

or thereabouts, let to the Lichfield Brewery Co. at an annual rental of £5 os. od.

Tithe Apportionment, 17/6. Land Tax, 4d. in the £.

---

**Lot 26.****An Excellent Field of Grass Land**

adjoining Lot 25 and being No. 594 on Plan, containing an area of about

**2a. 3r. 38p.,**

let to Mr. Badrick, with other Lands, at an apportioned rent of £6 os. od.

Tithe Apportionment, 11/2. Land Tax, 4d. in the £.

---

**Lot 27.****A Field of Arable Land**

situated on the Darnford Road, about half a mile from Whittington, being No. 429 on Plan and containing an area of

**7a. 1r. 4p.,**

let to Mr. E. W. Pearce, with other Lands, at an apportioned annual rental of £9.

Tithe Apportionment, £3 os. 8d. Land Tax, 4d. in the £.

A right of way is granted to this Lot over Lot 28.

---

**Lot 28.****A Field of Arable Land**

adjoining Lot 27, No. 430 on Plan and containing an area of

**8a. 3r. 26p.,**

let to Mr. E. W. Pearce, with other Lands, at an apportioned annual rental of £11.

Tithe Apportionment, £3 17s. 8d. Land Tax, 4d. in the £.

There is a right of road across this field to Lot 27 as shown on plan.

---

**Lot 29.****Two Cottages,**

known as "Railway Cottages," situated by the Railway Bridge on the Fisherwick Road, being No. 250 on Plan, and containing an area of 1r. 23p., let to Messrs. Perry and Britt at weekly rentals amounting to £14 14s. 8d. per annum.

EACH COTTAGE contains:—Entrance Porch, Living Room, Scullery and Wash-house, Larder, Coalplace and 2 Bedrooms, Pigstye and good Garden.

**Lot 30.****The Police Station and Garden.**

Whittington, containing Kitchen, Sitting Room, Scullery and Office, 3 Bedrooms, Lock-up, Washhouse, Coalplace, etc., and Pigstye. Adjoining the Cottage and part thereof is a Living Room with Sink and Bedroom over used for single policeman to live in.

Let to the Staffordshire County Police at an annual rental of £24 10s. od. Pt. 300 on Plan and containing an area of about 1r. 20p.

A right of road is reserved across this Lot to a Room, now a Parish Room, which is not included in the Sale.

The S.S. Water is laid on.

**Lot 31.****Two Cottages and Gardens**

situated opposite Whittington Church, Pt. No. 300 on Plan, and having an area of about 35 perches.

Let to Mr. E. W. Pearce on an annual tenancy, with other Lands, the apportioned rent in respect of this Lot being £8.

One Cottage contains:—Living Room, Parlour, Scullery, Larder, Two Bedrooms, Pigstye, Coalplace, etc., and the other:—Living Room, Scullery, Larder, 3 Bedrooms, Pigstye, Coalplace, etc.

There are capital Gardens to each Cottage.

The S.S. Water is laid on.

**Lot 32.****Two Well Built Cottages and Gardens**

next to The Hawthorns, Pt. No. 300 on Plan, and having an area of about 2 roods, let to Messrs. Walker and Martin at weekly rentals amounting to £27 14s. 8d. per annum.

EACH COTTAGE contains Kitchen, Parlour, Scullery, Larder, 3 Bedrooms, Coalplace, joint Washhouse and large Garden.

The S.S. Water is laid on.

**Lot 33.****A Valuable Piece of Building Land**

situated between The Hawthorns and Lot 32 and being part of No. 521 on the Plan, having a frontage to the main road of 92ft. or thereabouts, with a depth of about 138ft., containing an area of 1r. 17p. or thereabouts.

Now let with Field No. 521 to Mr. E. W. Pearce at an apportioned rent of 10/-.

**Lot 34.****Two Cottages and Gardens**

next to Whittington Court, let to Messrs Brewin and Webb at weekly rentals amounting to £17 5s. 4d. per annum, being Pt. 300 on Plan and having an area of about 28p.

EACH COTTAGE contains:—Living Room, Scullery and Pantry, 3 Bedrooms, Coalplace, Pigstye, etc.

Good Gardens.

The S.S. Water is laid on.

**Lot 35.****Four Cottages and Gardens**

called "DEAKIN'S ROW," situated in Church Street, Whittington, being Pt. 300 on Plan and having an area of about 1r. 26p., let to Messrs. Wollans, Deakin and others (with a Garden not included in the Sale) at weekly rentals amounting to £34 10s. 8d. per annum.

EACH HOUSE contains:—Living Room, Back Kitchen, Larder, Two Bedrooms, Attic and Coal House.

The S.S. Water is laid on.

A piece of land of about 31 perches is to be taken off Field No. 554 and added to this Lot. The Purchaser will be required to fence same.

**Lot 36.****Two Cottages and Gardens**

situated in Blacksmith's Lane, being Pt. No. 300 on Plan, and having an area of about 39 perches, let to Mr. E. W. Pearce on an annual tenancy and Mr. H. Clay on a weekly tenancy at rentals amounting to £12 os. 4d. per annum.

EACH COTTAGE contains:—Entrance Porch, Living Room, Scullery and Wash-house, Larder, Coalplace, Two Bedrooms, Pigstye and good Gardens.

**Lot 37.****Two Valuable Fields of Pasture Land**

and Farm Buildings, being Nos. 518 and Pt. 521 on Plan and situated opposite Whittington Church, having an area of about

**7a. 2r. 34p.**

made up as follows:—

NO. ON PLAN.	AREA.
Pt. 518 ... ..	3'308
Pt. 521 ... ..	4'319
Pt. 300 ... ..	0'084
	<hr/>
	A. 7'711
	<hr/>

Let to Mr. E. W. Pearce, with other Lands, at an apportioned annual rental of £16 os. od.

The Buildings contain 4 Loose Boxes, Mixing House or Store, Harness Room, Stabling for 4 Horses and Boiling House.

There is a right of road up the Cartway reserved for Lot 8, The Hawthorns.

Land Tax, 4d. in the £. Tithe Apportionment, £1 6s. 10d.